



APP INSTALL QUICK GUIDE

DOWNLOAD INSTRUCTIONS

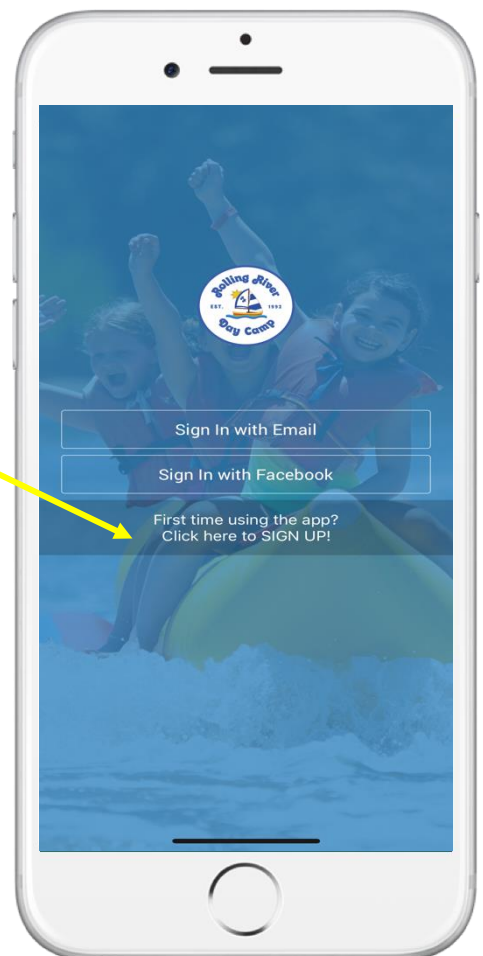


1. Open App Store or Google Play app on your mobile phone and search for **Rolling River Day Camp**
2. Install the app on your device

SIGN-UP AND SIGN-IN INSTRUCTIONS

1. When you open the app for the first time, you will need to “sign up” first:
2. Tap on “Click here to SIGN UP!”
 - a. enter your email address - the same one we have on file at camp
 - b. create a password
 - c. Tap SIGN UP
3. **Email confirmation**
 - a. You’ll receive an email verification to confirm your registration. This is a layer of security to protect the privacy of our users (members, families) and content.
4. Once you’ve confirmed your registration with the email, simply go back to the app and **SIGN IN with your email and password.**

Alternatively, you can skip the sign up process and sign in directly with Facebook - your Facebook email address must be the same one we have on file at camp.

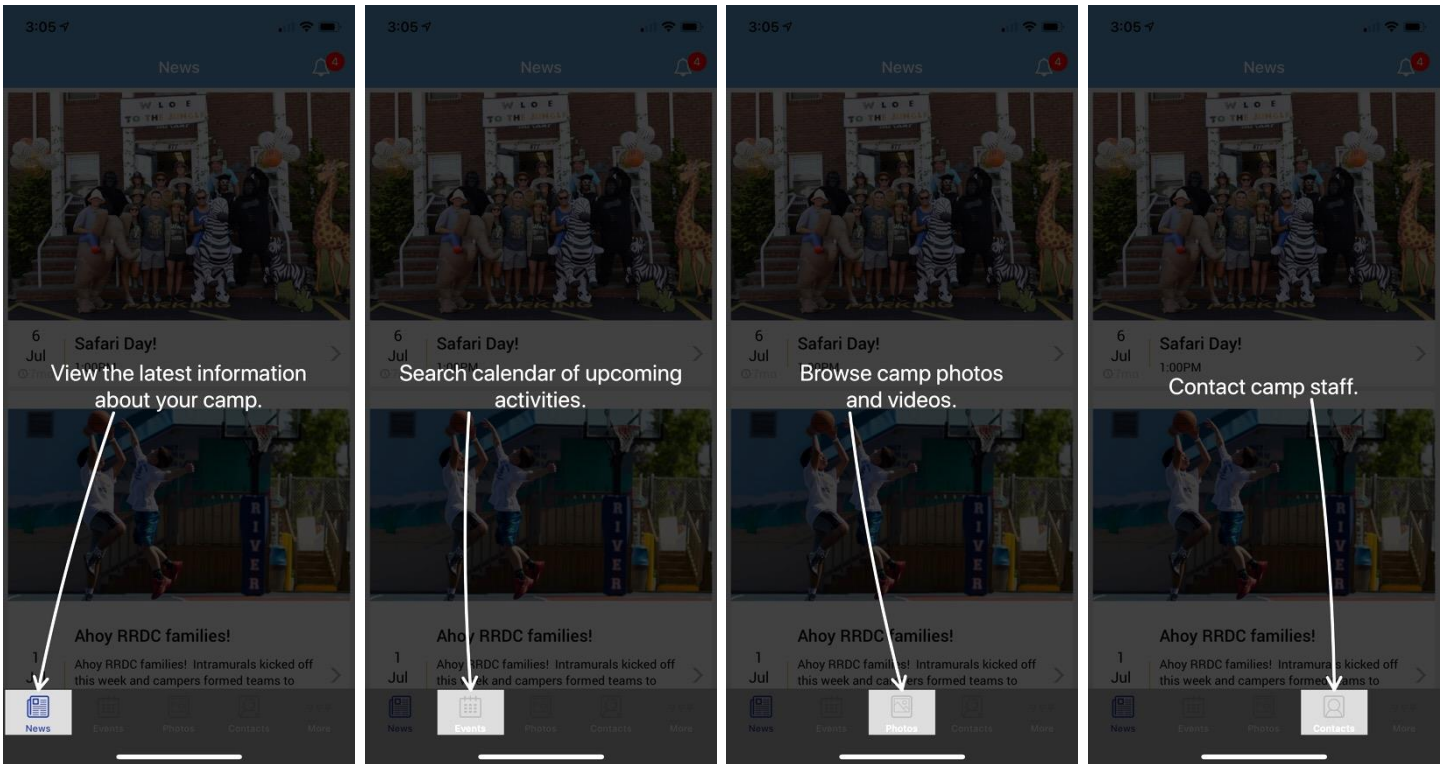


Questions? Please contact Camp@rollingriver.com

Technical difficulties? Please contact support@1218team.com

USING THE APP

When you first sign in the app you will see a “help overlay” tutorial that will highlight the various features and capabilities of the app.



PERMISSIONS

As you navigate through the app you will be prompted for “permissions” which are standard for both Android and iOS devices. Some of the permission our app may request are:

1. **Push notifications** - this allows you to receive our instant messages. Make sure you accept!
2. **Calendar** - this allows the app to save events and set reminders in your main calendar.
3. **Camera and/or Photos** - this allows you to access your device’s camera and photos to edit your avatar image or upload photos to the albums.
4. On Android devices only there may be a permission to “**make and manage phone calls**” which allows you to call our camp with one tap from the app.

Please accept all permission requests to get the most out of our app. We will use

Push Notification to send friendly reminders and potentially last minute alerts.

If you have rejected a permission and later change your mind, simply go to the Settings app on your device - scroll down until you find our app and then just tap on it to view and edit your permission.

Questions? Please contact Camp@rollingriver.com

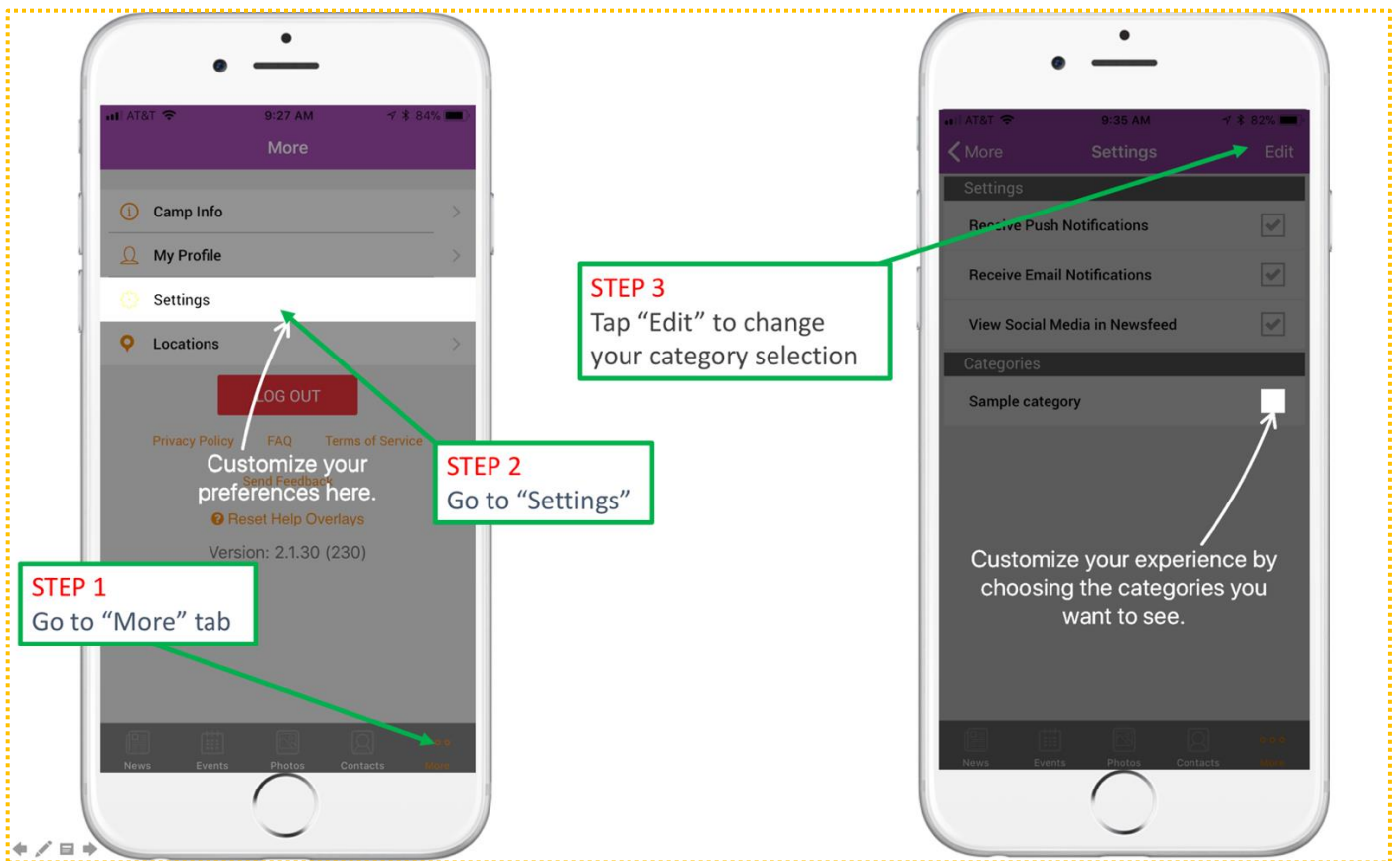
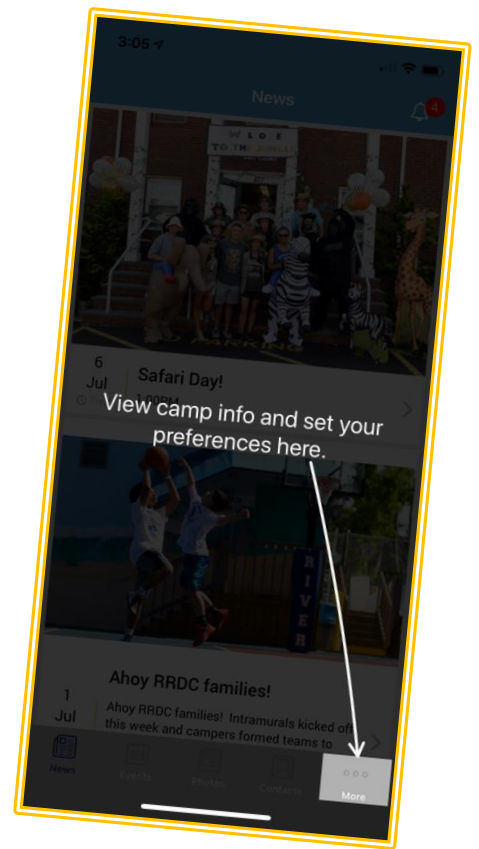
Technical difficulties? Please contact support@1218team.com

CUSTOMIZE YOUR SETTINGS

You can personalize your experience with the app and select what category of information to view and be notified about.

Simply navigate to the “More” tab and select the “Settings” screen.

Tap Edit/Save to update your preferences.



Questions? Please contact Camp@rollingriver.com

Technical difficulties? Please contact support@1218team.com